

LULA[®]

Magazine loader & unloader

for

M-16 / AR-15

5.56mm (.223) mags

- Highly reliable.
- Fits all 10/20/30/40/100-round M-16 type metal and polymer magazines.
- Protects your fingers and magazines.
- May load some 6.8mm mags.



RIFLE mag. loaders

PISTOL mag. loaders

5.56 x 45 / .223 mags.

- AR15/M16 LULA[™]
- Galil LULA[™]
- AR15/M16 StripLULA[™]
- Mini 14 StripLULA[™]
- AR15/M16 BenchLoader[™]
- AR15/M16, Pmag BenchLoader[™]

7.62 x 39 mags.

- AK47 LULA[™]

7.62 x 51 / .308 mags.

- SR25/DPMS LULA[™]
- AR10 Gen. II LULA[™]
- SCAR H / 17 LULA[™]
- HK91/G3 LULA[™]
- M1A/M14 LULA[™]
- FN FAL LULA[™]

New!
New!
New!
New!

9mm x 19 SMG mags.

- MP5 LULA[™]
- COLT SMG LULA[™]
- UZI LULA[™]

.22LR mags. with a side-button

- V10-LULA[™] & X10-LULA[™] *New!*
Ruger MK I,II,III,22/45, Beretta U22 NEOS Brown. BuckMark, COLT Woods./Cad.
- T12-LULA[™] & X12-LULA[™] *New!*
Walther P22/G22, Ruger SR22, S&W M&P .22, COLT 1911 .22

.22LR to .380ACP mags. without a side-button

- BabyUpLULA[™] for single-stack < 1/2" mags. (with moderate angle of lips)

.22LR Converted mags.

New!

- 22UpLULA[™] for .22LR converted single & double stack mags.

9mm to .45ACP mags. universal

- UpLULA[™] for single & double stack mags of all manufacturers.

1911 Aligner Insert

New!

- 1911AI[™] single-stack mags. aligner for the UpLULA[™] & 22UpLULA[™]



LULA[™]



StripLULA[™]



BenchLoader[™]



UpLULA[™]



X10-LULA[™]



V10-LULA[™]

L10B

All-in-one magazine speed loader and unloader!

- Simple to use in either mode
- Eliminates thumb pain and injury
- Eliminates wear on feed lips
- Prolongs magazine life
- Lightweight and fits in pocket
- Reliable in all weather
- Durable reinforced polymer
- Tested and combat proven

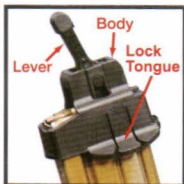
CAUTION:

1. Stop loading/unloading upon excessive resistance from the lever, if the magazine is full or jammed.
2. Always check that the magazine is fully emptied after unloading.

NOTE:

The manufacturer shall not be liable for direct, indirect, incidental or consequential damages arising from misuse, accident, neglect or from customer adjustments to the LULA® loader & unloader.


Operating Instructions:



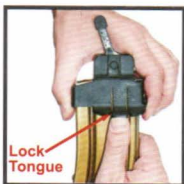
ATTACHMENT: Pull up the lever from the body and 'click' the LULA loader on the magazine.



LOADING: Move the lever up and down repeatedly with one hand while dropping rounds, case first, into the mag. with the other hand.



UNLOADING: Point bullets downward; repeatedly move the lever up and down to unload the rounds. Use a cushioned surface to receive the rounds.



DETACHMENT: Slightly lift the lock tongue with thumb and pull the LULA loader away from the mag.



MINIMIZE: Just push the lever into the body.

Note:

- Will fit but not recommended on HK 5.56mm (HK416/SA80) steel mags. as the LULA loader may unlock prematurely from the magazine.

ITEM# LU10B
M-16 / AR-15



LULA is a registered trademark of **maglula Ltd.**

U.S. patent 6,810,616; Canada pat. 2,416,448; Israel pat. 153,990

Made in Israel

www.maglula.com